



How to Claim and Spend your CDC Vouchers

1

Visit go.gov.sg/cdcv
Tap on CDC Vouchers 2025 (January).



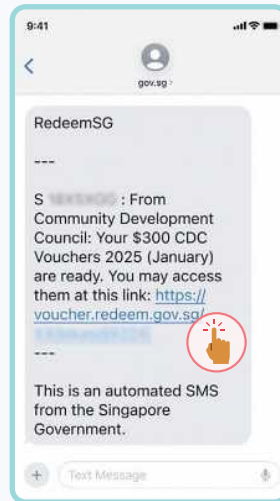
2

Log in with Singpass
Only one household member needs to claim on behalf of the household.



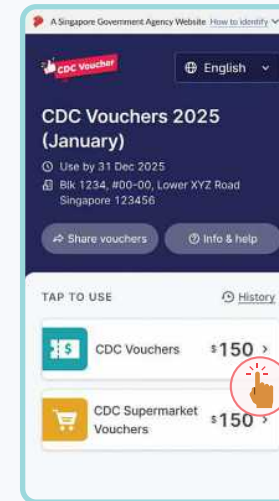
3

Receive your CDC Vouchers link by SMS,
from gov.sg
Forward the SMS to share with household members.



4


Select the voucher type and amount you want to use
Show the QR code to the participating merchant to scan.



Where to spend your CDC Vouchers:
go.gov.sg/cdcvouchers



Spend your CDC Vouchers at shops with these decals:



Visuals are for illustrative purposes only.

Scan to Claim your CDC Vouchers!



go.gov.sg/cdcv

 **Use your CDC Vouchers by 31 December 2025**

If you do not have a smartphone or Singpass, or need assistance, visit your nearest Community Centre/Club (CC) between 10am and 6pm (except Public Holidays).

☎ Hotline: 6225 5322 | 🌐 Website: vouchers.cdc.gov.sg/residents/info

Brought to you by:



Supported by:

